

Introducing: Fast, Affordable Advertising-On-Demand!



Take Your Message
To The World!

Advertiser's Quick Start Guide

Take Your Message To The World!

Advertisers

Step 1

Register for your FREE AdVoyager account

User Registration

Username*

Email*

Avoid common passwords and keep to yourself.

Password (6 characters min)*

Password Confirmation*

First Name*

Last Name*

Address*

Address2*

City*

State*

Home Location Country*

Postal Code*

Your ClickBank ID:*

I agree to [Privacy Policy](#)





Step 2

Click on the **"Buy Ads"** tab in the top menu bar. Browse through the sites in the directory (or simply use the search function to find sites relating to your market)

Buy Ads

Sites found.. Total: 12

Pages: >>

Site	Impressions	Alexa Rank	Google Rank	Price
 www.HeroDesk.com - [email]	14	1,677,5	1	\$5.00
 PrivateLabelGuru.com - [email]	10	507,581	4	\$30.00
 www.secretagentacademy.com - [email]	378	363,456	--	\$25.00
 alexw.hut.ru - [email]	96	59,269	--	\$10.00

Step 3

Select a site that you want to advertise on. If the site is acceptable to you, simply click on the "add to cart" button.

Site Description

Private Label Guru
PrivateLabelGuru.com


Private Label Articles, Private Label Reports, Graphics, AdSense Sites, Price, Quality & Versatility, We've Got It All!

Tags: [Private Label Articles](#), [PLR](#), [Graphics](#), [AdSense Sites](#), [VRE](#), [Membership](#), [eBooks](#), [Reports](#)

Alexa Rank	Google Rank	Impressions/Month
507,581	4	10

Zones found.. Total: 1

Zone	Sold/Available	Est. Impressions	\$US/Month	
Bottom Banner 468 x 60, Bottom Center <small>*1 ads displayed at the same time</small>	0/1	10/ad	\$30	[add to cart]



Step 4

Next, click on the "add/edit" button to upload your banner. Be sure that you have your banner ready in the correct dimensions. (**Example:** 486 pixels x 60 pixels as seen in the sample image below)

[Home](#) [Buy Ads](#) [Sell Ads](#) [My Account](#) [Cart - \\$30](#)

S AND PUBLISHERS You are logged in as **Marvin Haycock - xonemark**

Your Shopping Cart

Zones found.. Total: 1

Website/Zone	Size	\$/Month	Action
PrivateLabelGuru.com - Bottom Banner Bottom Center <small>*1 ads displayed at the same time</small>	468 x 60	\$30	[add/edit] - [remove] (!)

Please upload a banner ad for each row marked with the "(!)" exclamation sign.
Once you have added your creative for the ads, you will be able to checkout.

Step 5

Browse for the **banner image** on your computer and **complete the form** with the details of your site and the URL (web address) that you want your banner to link to, and then click on the **"Add"** button to upload your new banner.

Add a Banner

Banner Image*

We accept JPG's, GIF's & PNG's under 50Kb.
You must upload your banner in the EXACT dimensions for this add: 468 x 60

Link Text*

Image Alt Text*

URL*

Needs to start with http://

Preview:

Advertise Here

Link Text:

Image Alt Text:

Destination Url: http://

Step 6

The screen will refresh and you will see a **preview** of your banner. If you are satisfied with the preview, simply click on the **"Next Step"** button.

Edit a Banner

Information updated..

Banner Image*

We accept JPG's, GIF's & PNG's under 50Kb.
You must upload your banner in the EXACT dimensions for this add: 468 x 60


Link Text*

Image Alt Text*

URL*

Needs to start with http://

Preview:



Link Text: HeroBot Autoresponder

Image Alt Text: HeroBot.com

Destination Url: http://HeroBot.com

Step 7

Click on the **Checkout** button to proceed to the payment screen.

[Home](#) [Buy Ads](#) [Sell Ads](#) [My Account](#) [Cart - \\$30](#)

ADS AND PUBLISHERS You are logged in as **Marvin Haycock - xonemark**

Your Shopping Cart

Zones found.. Total: 1

Website/Zone	Size	\$/Month	Action
PrivateLabelGuru.com - Bottom Banner Bottom Center <small>*1 ads displayed at the same time</small>	468 x 60	\$30	[add/edit] - [remove]

[Checkout](#)

Step 8

Simply use your **credit card** (or PayPal) to place your order and click on the **Pay Now** button.

Your Payment







Pay now with **Credit** or **Debit Card**

Your Location:

Zip or Postal Code:

Your Name:

Your Email:


Card Number:



Expiration Date:

Validation Code: [[What is this?](#)]

[Pay Now](#)

or Pay with **PayPal**



TESTED 14-OCT VERIFY

Step 9

Click on the "Complete Your Order" button to finalize your purchase.

CLICKBANK MARKETPLACE

THANK YOU! Your payment was approved. Secure Payment Form

IMPORTANT! Do not click the back button or refresh the page. You must click one of the "Complete Your Order" buttons to receive your product or service.

[Complete Your Order](#)

Your billing statement will show a debit by: CLKBANK*COM [Print Copy](#)

Before you click the button, we recommend the following:

- Please review the details of your purchase below.
- Print a copy for your records.
- Check to make sure your email address is correct: xonemarketing@gmail.com

A confirmation e-mail detailing your purchase has been sent to that e-mail address. If this is incorrect, please notify the publisher immediately.

Product Title:	AdVoyager Advertising
Today's Payment:	One payment of \$30.00 (US Dollars)
Taxes:	\$0.00
Your ClickBank order number:	TEST0381

For technical help, please contact the publisher

The product publisher for this order is:	Xone Marketing Enterprises CC
Publisher E-Mail:	info@xonemarketing.com

IMPORTANT! Do not click the back button or refresh the page. You must click one of the "Complete Your Order" buttons to receive your product or service.

[Complete Your Order](#)

Step 10

After your payment has been completed, you will be directed to the **Payment Result** page and your banner will be **queued** for content and quality **review** by our moderators.

Introducing: Fast, Affordable Advertising-On-Demand!

ADVOYAGER COM

SEARCH WEBSITES:

Home Buy Ads Sell Ads My Account Cart - \$30

CONNECT ADVERTISERS AND PUBLISHERS You are logged in as **Marvin Haycock - xonemark**

GENERAL Change Password Edit Account Info	Payment Result
PUBLISHERS My Sites Add New Sites	Payment transaction successfully completed!..
ADVERTISERS Manage Ads Orders	
Logout	

Home | About | Buy Ads | Sell Ads | My Account | Help | Contact Us | Affiliate Program | The Blog

© 2008 AdVoyager.com. [Terms of Use](#) [Privacy Policy](#)

Step 11

- The Publisher's website will continue to display the default "Advertise Here" banner **until your advertisement has been approved.**



- **AFTER** our moderators have **approved your banner(s)**, they will begin to **appear live** on the website of your choice for the 30 day term you have purchased.



Congratulations! If you followed these simple 11 steps then you have just successfully utilized the **AdVoyager** advertising service to **take your message to the world!**

BONUS SECTION

Managing Your Banners

At any time, you can log into your account management area and use the “**Manage Ads**” link (in the left hand column menu bar) and view the status and results of your ad(s).

The screenshot shows the AdVoyager.com user interface. At the top, there is a navigation bar with links for Home, Buy Ads, Sell Ads, My Account, and Cart - \$0.00. Below this is a red banner with the text 'CONNECT ADVERTISERS AND PUBLISHERS' and 'You are logged in as Marvin Haycock - xonemark'. The left sidebar contains a menu with categories: GENERAL (Change Password, Edit Account Info), PUBLISHERS (My Sites, Add New Sites), ADVERTISERS (Manage Ads, Orders), and Logout. The main content area is titled 'Your Banners' and shows 'banners found.. Total: 1'. Below this is a table with the following data:

Url/Link Text/Alt Text	Impressions	Clicks	CTR	CPC	Ad Status	Action
http://HeroBot.com HeroBot Autoresponder HeroBot.com	0	0	0.0%	\$0.000	inactive	Edit Banner

At the bottom of the page, there is a red footer with navigation links: Home | About | Buy Ads | Sell Ads | My Account | Help | Contact Us | Affiliate Program | The Blog, and copyright information: © 2008 AdVoyager.com. [Terms of Use](#) [Privacy Policy](#)

Impressions: The number of times your advertisement has been shown on the Publisher’s website.

Clicks: The number of clicks to your banner advertisement.

CTR: (Click Through Rate) It is the number of clicks an ad receives divided by the number of times the ad, ad unit, or page is viewed. In other words, it is the percentage of how many clicks an ad received (based on how many views it received).

Therefore, the higher the CTR is, the better the performance is (ie: a larger number of clicks an ad/ad unit receives).

CPC: (Cost per Click) This value will change depending on the performance of your banner advertisement. It is automatically calculated and updated by dividing the **cost of the banner** you purchased by the **number of clicks** your banner receives (rounded off to 3 decimal places) while your banner is active.

As an illustration, AdVoyager advertising campaigns last for 30 days. So if you pay \$30 for advertise on a Publisher’s website and the ad receives only 3 clicks during those 30 days, then your CPC would be \$10.000 (\$30 divided by 3 clicks = \$10 per click) On the other hand, if the same \$30 ad was clicked 100 times, then the CPC would be \$0.300 (or just 30 cents per click).

Still have Some Questions?

Get the answers here: http://advoyager.com/contact_us.htm